

Medidata

Rave EDC New UI User Guide

Exported on: 05/26/2026

Medidata Solutions, Inc., a Dassault Systèmes company.
Corporate Office
350 Hudson Street, Floor 9
New York, NY 10014
+1 212 918 1800

Medidata Solutions, Inc. Proprietary and Confidential Information - Medidata and Authorized Client Personnel Only. This document contains proprietary and confidential information that shall be distributed, routed, or made available only within Medidata and specifically authorized client personnel. Further distribution, including distribution to a third-party, requires Medidata's advance, written permission. Information in this document is subject to change without notice. No part of this document may be reproduced or transmitted in any form or by any means, electronic or mechanical, including, but not limited to, photocopying, photographing and recording, for any purpose without the express permission of Medidata Solutions, Inc.

© 2026 Medidata Solutions, Inc., a Dassault Systèmes company. All rights reserved. All Medidata trademarks or logos are the property of Medidata Solutions, Inc. All other brands or product names used in this document are trademarks, or registered trademarks, of their respective owners.

What is Happening?

Rave EDC continues to receive updates to the User Interface (UI).

Why is it Happening?

We are ready to move Rave EDC features of new UI elements into Production and introduce the new experiences in data entry to everyone.

Features currently in the June Release

- Updates to Form Design/UI (Standard and Log)
- Updates to Patient Overview/Summary Page
- Patient left navigation menu updates, includes new search and filtering capabilities

When is it Happening?

Rave EDC Feature Release, with **Pre-Release in May 2026 to June 2026 Production Release**

How Do I View the Change?

For a step by step walkthrough please see the following videos:

English Video Demonstration	China Video Demonstration	Japan Video Demonstration	Korea Video Demonstration
Rave EDC UI/Tasks Walkthrough (English Link)	Rave EDC UI/Tasks Walkthrough (China Link)	Rave EDC UI/Tasks Walkthrough (Japan Link)	Rave EDC UI/Tasks Walkthrough (Korea Link)

What is Changing?

Open the following drop downs to take a closer look at these current changes and the planned future state of changes.

Already Implemented in Production as of August 2025

Current

Rave EDC New UI app view:

- Updated overall view to align with the new Medidata User experience

EDC1x Admin EDC EDC PDF Generator EDC Tasks
Quick access ▾

Sites 13

Patients 513

Your tasks ▾

- Open queries 157
across 106 forms
- Answered queries 33
across 21 forms
- Non-conformant data 28
- Overdue data 853
- Translations 18
- Verifications 502
- Reviews 203
- Signatures 405
- Notes 5
across 3 forms
- Entry lock 1K+
- Data lock 1K+
- Cancel queries 155
across 106 forms
- Others' tasks 2 >

Your open queries

Site ▾ Country ▾ Patient ID ▾ Patient status ▾ Folder ▾ Form ▾ Opened by ▾ Marking group ▾ Response required ▾ Max days open ▾ Manage filters
Clear filters

List 106
Columns 1

	FORM	FOLDER	COUNT	MAX DAYS OPEN	PATIENT ID ↑	PATIENT STATUS	SITE ID	SITE NAME	
▾	Old Style Signature E	Screening	1	0	0101 DECTS	SCREENING	321987	Marichelle Dev site	
Standard field									
Field 1									
	<input type="checkbox"/>	marking group 1 19 Mar 2025 (5 hours ago)							Answer query ✓
>	PrimaryForm		2	343	0410241	SHOWING NO STATUS	13254	Marichelle's Site :	
▾	Marking Group Form		1	1021	105 PD	SCREENING	13254	Marichelle's Site :	
Standard field									
Query Male									
	<input type="checkbox"/>	marking group 1 02 Jun 2022 (3 years ago) mg query 2							Answer query ✓
>	Subject ID		1	1021	105 PD	SCREENING	13254	Marichelle's Site :	
>	Vital Signs	Screening Visit	1	1440	321987-0409002	SCREENING	321987	Marichelle Dev site	
>	Vital Signs	Screening Visit	1	1440	321987-4090004	SCREENING	321987	Marichelle Dev site	

Rows per page 50 | 1 of 3

- New overall UI view update:

PROPRIETARY - LIMITED DISTRIBUTION

Page 4 of 30

The screenshot displays the Rave EDC New UI app view, which is organized into three main sections: 'Your open queries', 'Sites', and 'Studies'. Each section features a list view with various filters and columns. A green callout box with the text 'Rave EDC New UI app view:' and a bullet point 'Updated overall view to align with the new Medidata User experience' is positioned over the 'Your open queries' and 'Sites' sections. Three red arrows point from this callout box to the respective sections: one to the 'Your open queries' filters, one to the 'Sites' filters, and one to the 'Studies' search bar.

Your open queries

Filters: Site, Country, Patient ID, Patient status, Folder, Form, Opened by, Marking group, Response required, Max days open. Manage filters. Clear filters.

FORM	FOLDER	COUNT	MAX DAYS OPEN	PATIENT ID	PATIENT STATUS	SITE ID	SITE NAME
List 106							

Sites

Filters: Site, Country. Manage filters. Clear filters.

SITE ID	SITE NAME	COUNTRY	INVESTIGATOR	PATIENTS	YOUR OPEN QUERIES	YOUR ANSWERED QUERIES	YOUR VERIFY	YOUR NOTES	ENTRY LOCK	CANCEL QUERIES
60033	Medidata Academ...	USA		2	0	0	26	0	30	
99337	Medidata Hospital	USA	Vasco Santos PI	50		2	136	2	263	

Studies

Filters: Protocol ID, Study name. Search. Clear filters.

PROTOCOL ID	STUDY NAME	INDICATION	STUDY PHASE
Barbara Personal Playground	Barbara Personal Playground	307.81: Tension Headache	Phase I/II
Rave EDC Internal Synchronized Pre-Release	Rave EDC Internal Synchronized Pre-Release	034.0: Streptococcal Sore Throat; Septic, Streptococcal Phary...	Phase 0
Rave EDC Synchronized Pre-Release	Rave EDC Synchronized Pre-Release	307.81: Tension Headache	Phase II/III

- Updated UI App view to Your queries, Studies and Sites page

The screenshot shows the 'Your open queries' page in Rave EDC. The top navigation bar includes 'EDC1x', 'Admin', 'EDC', 'EDC PDF Generator', and 'EDC Tasks'. A callout box for 'EDC TaskBar Tab' points to the 'EDC Tasks' tab, stating: 'This tab will go away upon August Production release'. A 'Quick access' dropdown menu is open, showing 'Recently viewed' and 'Reports'. A callout box for 'Quick Access' points to the 'Quick access' dropdown, stating: 'Quickly navigate to recently viewed items and reports' and 'Note: Quick Document access will be available July 17th for preview prior to August Production'. The main content area displays a table of open queries with columns for FORM, FOLDER, COUNT, MAX DAYS OPEN, PATIENT ID, PATIENT STATUS, SITE ID, and SITE NAME. The table lists several queries, including 'Old Style Signature F', 'PrimaryForm', 'Marking Group Form', 'Query Male', 'Subject.ID', and 'Vital Signs'. A 'Rows per page' dropdown is set to 50, and the page shows 1 of 3 items.

- Quick access drop down
 - Quickly jump to reports and recently viewed items

Updated EDC Tasks Category Pages and Site List Page:

- sort data, filter and search, can also scroll horizontally to see all the tasks for that particular site.

Your open queries

Filters: Site, Country, Patient ID, Patient status, Folder, Form, Opened by, Marking group, Response required, Max days open, Manage filters

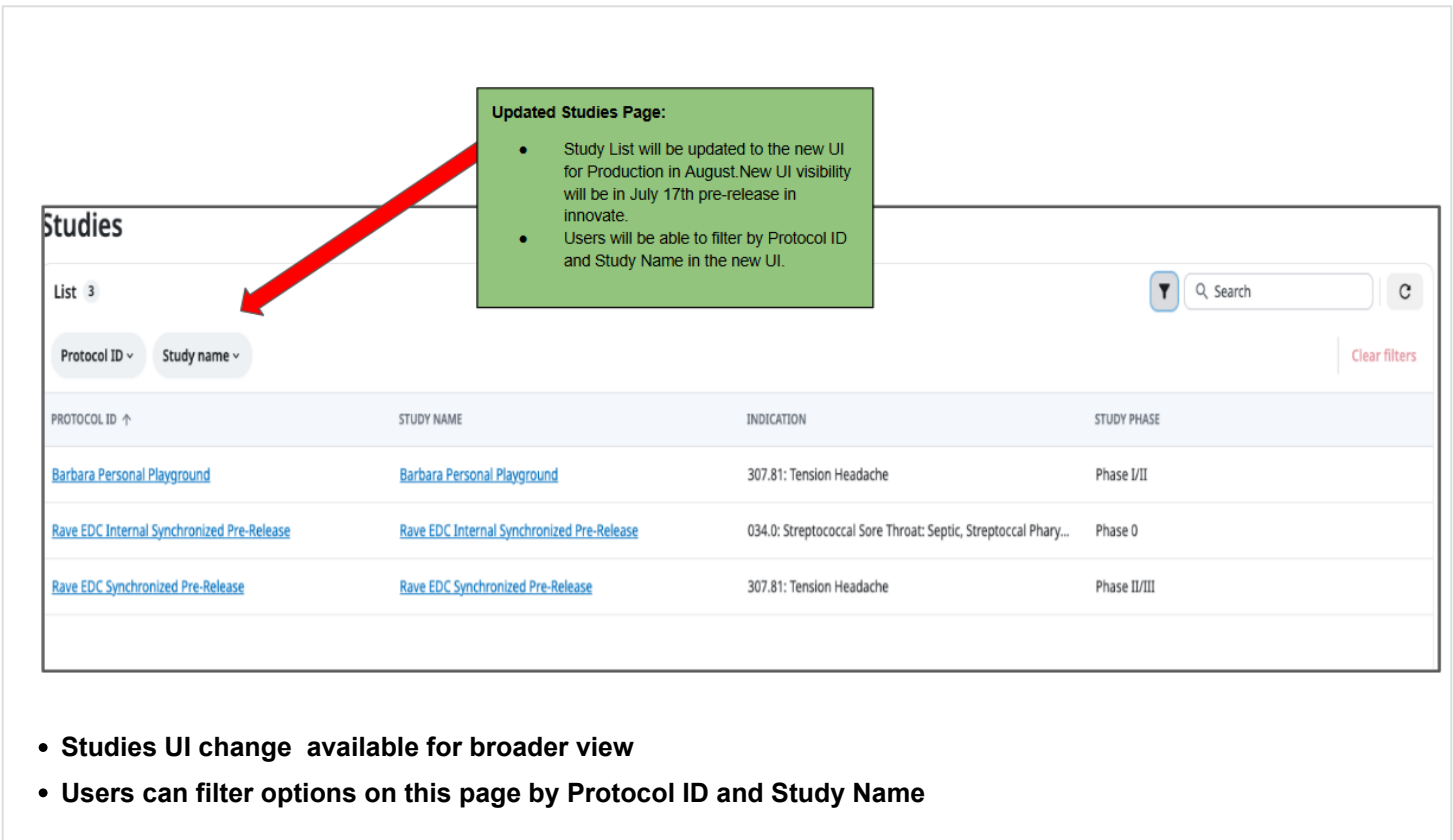
FORM	FOLDER	COUNT	MAX DAYS OPEN	PATIENT ID	PATIENT STATUS	SITE	SITE NAME
Old Style Signature F	Screening	1	0	0101 DECTS	SCREENING	321987	Marichelle Dev site
PrimaryForm		2	343	0410241	SHOWING NO STATUS	13254	
Marking Group Form		1	1021	105 PD	SCREENING	13254	

Sites

Filters: Site, Country, Manage filters

SITE ID	SITE NAME	COUNTRY	INVESTIGATOR	PATIENTS	YOUR OPEN QUERIES	YOUR ANSWERED QUERIES	YOUR VERIFY	YOUR NOTES	ENTRY LOCK	CANCEL QUERIES
60033	Medidata Academ...	USA		2	0	0	26	0	30	
99937	Medidata Hospital	USA	Vasco Santos PI	59	1	2	136	2	263	
99938	Medidata Clinic	USA	Vasco Santos PI	11	0	1	9	2	35	

- Sort, filter and search features to easily manage your content.
- Scroll horizontally to see all tasks



Updated Studies Page:

- Study List will be updated to the new UI for Production in August. New UI visibility will be in July 17th pre-release in innovate.
- Users will be able to filter by Protocol ID and Study Name in the new UI.

Studies

List 3

Protocol ID v Study name v

Search

Clear filters

PROTOCOL ID ↑	STUDY NAME	INDICATION	STUDY PHASE
Barbara Personal Playground	Barbara Personal Playground	307.81: Tension Headache	Phase I/II
Rave EDC Internal Synchronized Pre-Release	Rave EDC Internal Synchronized Pre-Release	034.0: Streptococcal Sore Throat: Septic, Streptococcal Phary...	Phase 0
Rave EDC Synchronized Pre-Release	Rave EDC Synchronized Pre-Release	307.81: Tension Headache	Phase II/III

- **Studies UI change available for broader view**
- **Users can filter options on this page by Protocol ID and Study Name**

Your open queries

Site Country Patient ID Patient status Folder Form Opened by Marking group Response required Max days open **Manage filters** Clear filters

List 106

FORM	FOLDER	COUNT	MAX DAYS OPEN	PATIENT ID ↑	PATIENT STATUS	SITE ID	SITE NAME
Old Style Signature F	Screening	1	0	0101 DEC			
Standard field							
Field 1							
marking group 1	19 Mar 2025 (5 hours ago)						
PrimaryForm		2	343	0410241	SHOWING NO STATUS	13254	<-Marichelle's Site :
Marking Group Form		1	1021	105 PD	SCREENING	13254	<-Marichelle's Site :
Standard field							
Query Male							
marking group 1	02 Jun 2022 (3 years ago)						
Subject ID		1	1021	105 PD	SCREENING		
el Signs	Screening Visit	1	1440	321987-0409002	SCREENING	321987	Marichelle Dev site
		1	1440	321987-4090004	SCREENING	321987	Marichelle Dev site

Rows per page 50 1 of 3

Manage filters:

- Additional Filters (global Filters)(horizontal drop downs): (under manage filters) see all global filters to filter results. Remain active across categories and pages

Rave EDC columns:

- Columns Hide/Show: configure which to show and which to pin to the left of the grid, can choose to show or hide all
- This is saved to user role. (once user logs out and then eventually back in, it is not reset). The setting is maintained until the user decides to change settings.

Rave EDC Task view:

- New left side navigation: easily see all tasks

- **Rave EDC Tasks view panel**
 - easily view all your tasks and take action
 - view others tasks (note: you can not take action on these)
- **Manage Filters**
 - see all global filters. These filters remain across all categories and pages
- **Rave EDC Columns:**
 - Hide/ Show columns to view column options
 - Selected options are saved to user role (so once saved a user can log out, and back in to the previously saved settings)

Tasks Expand:

- Updated EDC tasks: expand tasks and see all tasks user has open. Can see your open queries others tasks (see but not act upon) as well as cancel queries, entry lock and data lock

COUNT	MAX DAYS OPEN	PATIENT ID	PATIENT STATUS	SITE ID	SITE NAME
2	343	0410241	SHOWING NO STATUS	13254	Marichelle's Site :
1	1021	105 PD	SCREENING	13254	Marichelle's Site :
021	105 PD		SCREENING	13254	Marichelle's Site :
440	321987-0409002		SCREENING	321987	Marichelle Dev site
440	321987-4090004		SCREENING	321987	Marichelle Dev site

• **Rave EDC Tasks view panel**

- easily view all your tasks and take action
- view others tasks (note: you can not take action on these)

The screenshot displays the Rave EDC user interface. On the left, a sidebar shows various task counts: Open queries (157), Answered queries (33), Non-conformant data (78), Overdue data (853), Translations (18), Verifications (502), Reviews (203), Signatures (405), Notes (5), Entry lock (1K+), Data lock (1K+), Cancel queries (155), and Others' tasks (2). The main area is titled 'Your open queries' and features a table with columns for FORM, FOLDER, COUNT, and MAX DAYS. A 'Columns configuration' modal is open, listing 18 columns with checkboxes for visibility. A red arrow points from the modal to the 'Columns 1' button in the main interface. A green callout box provides details about the configuration options.

Columns Configuration

- Columns Hide/Show: configure which to show and which to pin to the left of the grid, can choose to show or hide all
- Column configurations are user-specific. (once user logs out and then eventually back in, it is not reset). The setting is maintained until the user decides to change settings.
- Ability to rearrange column order

• **Rave EDC Columns:**

- **Hide/ Show columns to view column options**
- **Selected options are saved to user role (so once saved a user can log out, and back in to the previously saved settings)**

Patient list View

- Disable/ add events
- Entry Lock a whole Patient(s)
- Hard Lock a whole Patient(s)
- See form Submission progress at the patient level
- Overall Tasks counts by patient

Expand Tasks

- For more details, and bulk operations.
- Note: you do not need to expand the row to take action. You can now take action on a single item or multiple items via the checkboxes

FORM	FOLDER	COUNT	MAX DAYS OPEN	PATIENT ID ↑	PATIENT STATUS	SITE ID	SITE NAME
Old Style Signature F	Screening	1	0	0101 DECTS	SCREENING	321987	Marichelle Dev site
Standard field							
Field #	<input type="checkbox"/> marking group 1 19 Mar 2025 (5 hours ago) Answer query						
PrimaryForm		2	343	0410241	SHOWING NO STATUS	13254	Marichelle's Site :
Marking_Group_Form		1	1021	105 PD	SCREENING	13254	Marichelle's Site :
Standard field							
Query Male	<input type="checkbox"/> marking group 1 19 Mar 2022 (3 years ago) Answer query						
Subject ID		1	1021	105 PD	SCREENING	13254	Marichelle's Site :
Vital Signs	Screening Visit	1	1440	321987-0409002	SCREENING	321987	Marichelle Dev site
Vital Signs	Screening Visit	1	1440	321987-4090004	SCREENING	321987	Marichelle Dev site

• **Expand Tasks for more details and bulk operations**

- **User does not have to expand row to take action. They can take action on a single items or multiple via the checkboxes**

The screenshot shows the 'Patients' page in the Rave EDC system. The interface includes a left sidebar with task counts, a top navigation bar with filters, and a main table of patient records. Four callout boxes highlight key features:

- Patient Counts:** A callout box pointing to the '513' patient count in the top left, with a sub-callout 'Overall Tasks counts by patient'.
- Data/Entry Lock:** A callout box pointing to the 'Add event', 'Data lock', and 'Entry lock' dropdown menus in the top navigation bar. The box lists:
 - Disable/ add events
 - Entry Lock a whole Patient(s)
 - Hard Lock a whole Patient(s)
- Events:** A callout box pointing to the 'ADD EVENT' column in the table, with a sub-callout 'Disable/ add events'.
- Form Submission View:** A callout box pointing to the 'FORM SUBMISSION' column in the table, with a sub-callout 'See form Submission progress at the patient level'.

PATIENT ID ↑	PATIENT STATUS	SITE ID	SITE NAME	COUNTRY	ADD EVENT	FORM SUBMISSION
\12	SCREENING	321987	Marichelle Dev site	USA	ENABLED	10 / 10100%
0101 DECTS	SCREENING	321987	Marichelle Dev site	USA	ENABLED	4 / 3213%
0102 DECTS	ENROLLED	321987	Marichelle Dev site	USA	ENABLED	3 / 329%
0301 DEC	SCREENING	321987	Marichelle Dev site	USA	ENABLED	7 / 3222%
031001	SCREENING	321987	Marichelle Dev site	USA	ENABLED	4 / 2218%
0410241	SHOWING NO STATUS	13254	Marichelle's Site : ARE		ENABLED	1 / 617%
04APR1040001	SHOWING NO STATUS	Roberto Site 1	Roberto Site 1	USA	ENABLED	1 / 714%
06006 JAN	ENROLLED	321987	Marichelle Dev site	USA	ENABLED	2 / 326%
06007 JAN	ENROLLED	321987	Marichelle Dev site	USA	ENABLED	6 / 3219%
1	SCREENING	622020_1	Site1_MK Dev	USA	ENABLED	1 / 1010%
1 NO30	SCREENING	321987	Marichelle Dev site	USA	ENABLED	2 / 326%
1 PD	SCREENING	13254	Marichelle's Site : ARE		DISABLED	3 / 329%
100 SUB	SCREENING	321987	Marichelle Dev site	USA	ENABLED	3 / 339%
101 mr	SCREENING	13254	Marichelle's Site : ARE		DISABLED	4 / 3312%
101 TR	SCREENING	13254	Marichelle's Site : ARE		DISABLED	6 / 3418%

- Quick Patient counts view
- Data/ Entry Lock
- Events
 - disable/or add events
- Form Submission View
 - Quickly see form submission progress

Patient Status View

- Patient status details are viewable across the whole study as well as at the site level

SITE ID ↑	SITE NAME	COUNTRY	INVESTIGATOR	PATIENTS	YOUR OPEN QUERIES	YOUR ANSWERED QUERIES	YOUR NON-CONFORMANT...	YOUR OVERDUE DATA	YOU TRAI
04092021	Site1MK_DPSSnew	USA	MarichelleAnabel...	35	4	33	13	1019	
04122021	Site1_MKDPSSNe...	USA	mkhuse Pluser6	10	5	2	2	142	
1029487	2020 LLC	USA	Esmerita Anabel ...	1	0	1	0	0	

Patient Status View

- Select Site ID to get a view of each patient ID and the subsequent status of each

Patients

PATIENT ID ↑	PATIENT STATUS	FORM SUBMISSION	TASKS	SITE ID	SITE NAME	ADD EVENT	NON-CONFOR...	OVERDUE FORMS
00000000011	SCREENING	1 / 91	1%	Marichelle	Marichelle's S...	ENABLED		0
0001_RM	SCREENING	15 / 42	36%	622020	Site1_MKDPSS	ENABLED		0
001_RM	SCREENING	34 / 35	97%	Roberto Site 3	Roberto Site 3	DISABLED		0

- **Patient Status View**
 - Patient status details are viewable across the whole study and at the site level as well

Site Level Patient View

- More narrowed down view of patient
- Note: you won't see the Site ID, site name or country in the horizontal from this narrowed view

New Add Patient Button

- Easily add a new patient
 - Note: Button selection will take user to the old UI view to add a patient. This is set to be updated for seamless flow in H1 2026

PATIENT ID	PATIENT STATUS	ADD EVENT	FORM SUBMISSION	START DATE	DATE/TIME	CHECKBOX
BKV1231986	SCREENING	ENABLED	4 / 91 4%	01 May 2024	+5	<input type="checkbox"/>
ISM8162022	SCREENING	ENABLED	3 / 91 3%			<input type="checkbox"/>
LAM6252025	SCREENING	ENABLED	3 / 91 3%			<input type="checkbox"/>
MCM8162022						<input type="checkbox"/>
TMV2111952						<input type="checkbox"/>

New Patient Form:

Subject ID

Patient Name

Subject Number

Subject Initials

Save Cancel

- **Site Level Patient View**
 - **Narrow down view of patients**
- **New "Add Patient" button**
 - **Note: Button selection will take user to the old UI view to add a patient. This is set to be updated for seamless flow in June 2026**

Before Pre-Release May 2026 and Production June 2026

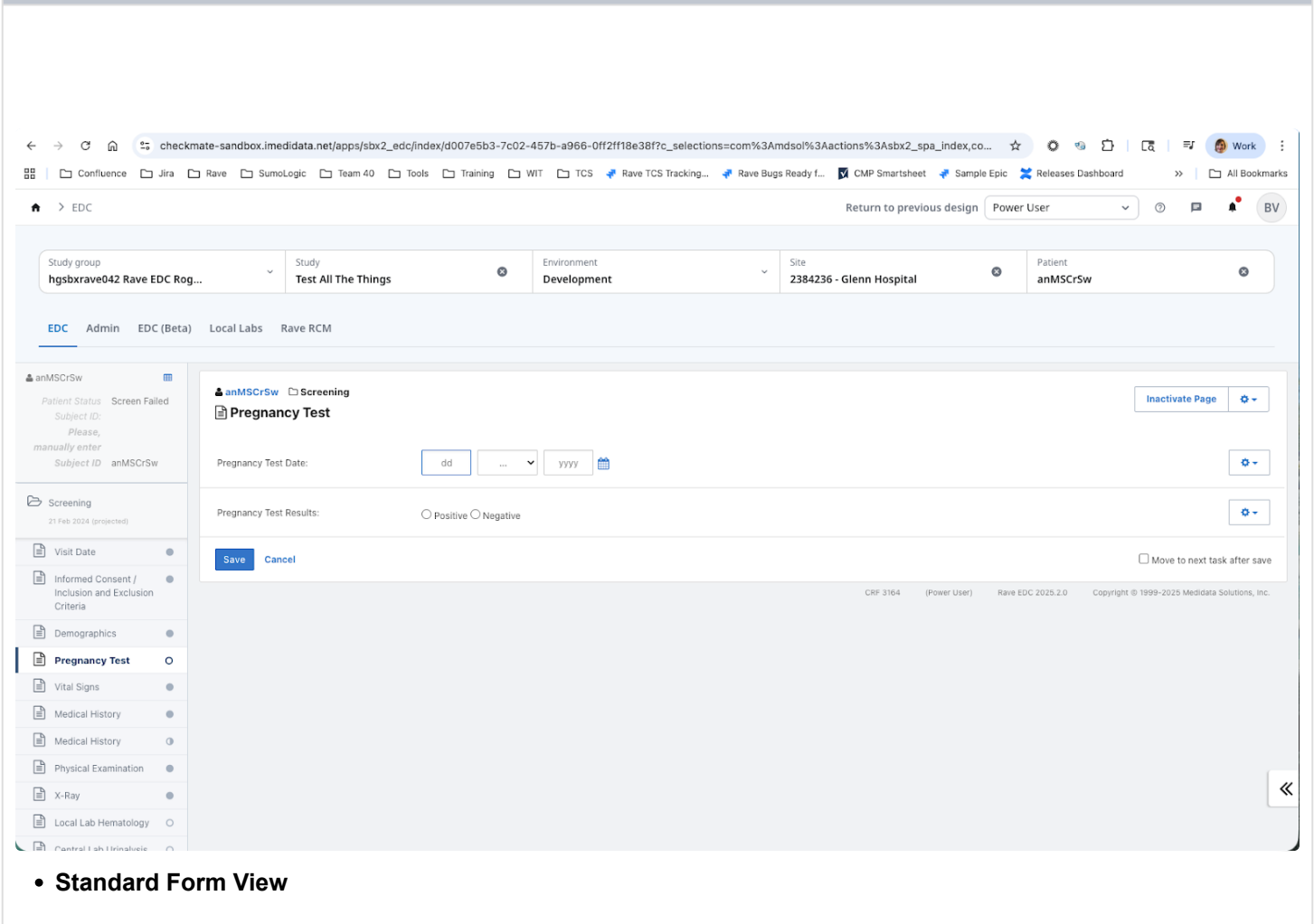
Before

The screenshot displays the Rave EDC interface for a patient named 'anMSCrSw'. At the top, there is a navigation bar with 'EDC' selected. Below it, a breadcrumb trail shows 'EDC Admin EDC (Beta) Local Labs Rave RCM'. The main content area is divided into a left sidebar and a main panel. The sidebar contains a list of visits: Screening (21 Feb 2024), Randomization (28 Feb 2024), Visit 1 (22 Mar 2024), Visit 2 (21 Apr 2024), Visit 3 (21 May 2024), Visit 4 (20 Jun 2024), and Visit 5. The main panel shows the patient's status as 'Screen Failed' and provides options for 'Primary Form', 'Patient Administration', and 'Sign Patient'. A table below lists various data points across visits, with 'Patient' highlighted in a dashed box.

	Patient	Screening	Randomization	Visit 1	Visit 2	Visit 3	Visit 4	Visit 5	Adverse Event	Concomitant Medications
Subject ID										
Visit Date										
Randomisation and Dispense										
Informed Consent / Inclusion and Exclusion Criteria										
Demographics										

- Patient Overview/Summary with old left navigation View

Before



• Standard Form View

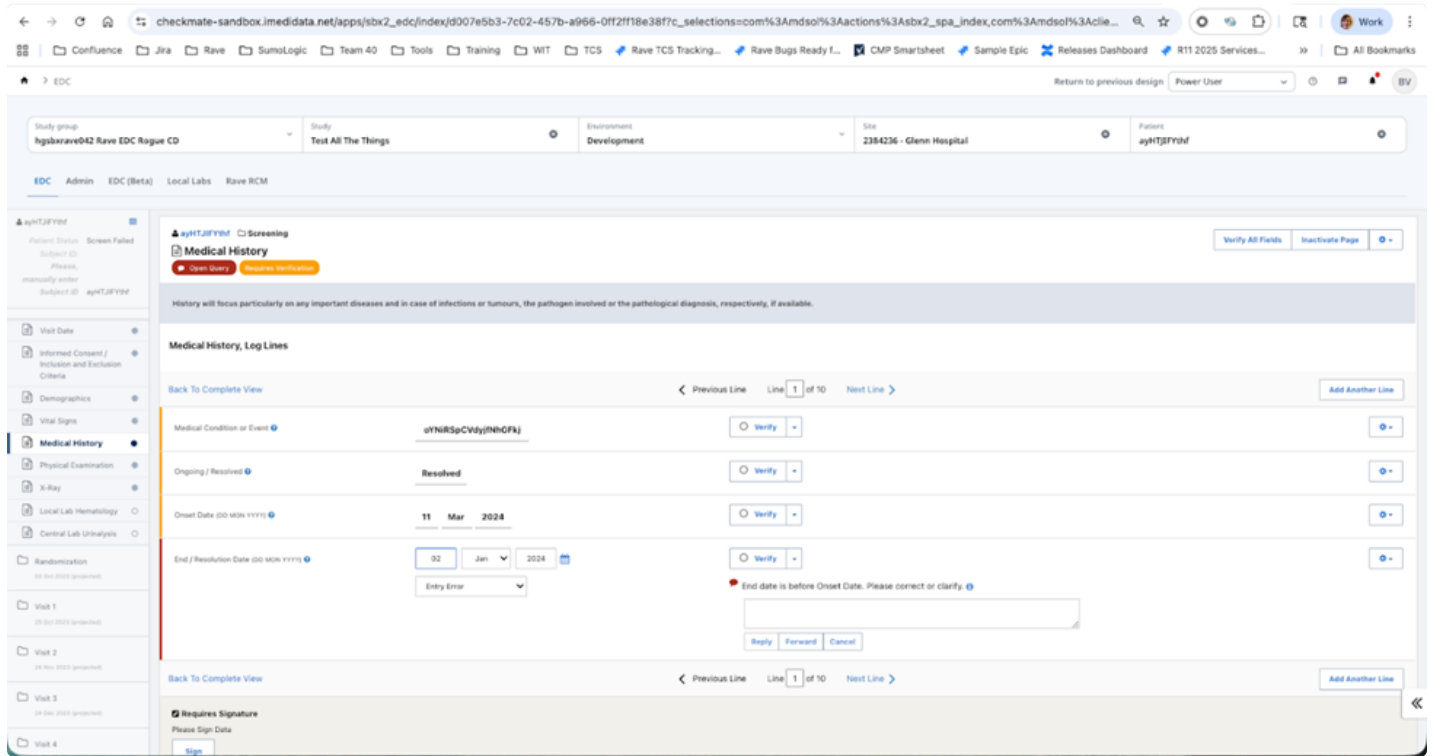
Before

The screenshot shows the Rave EDC interface for a patient named 'anMSCrSw'. The page is titled 'Medical History' and includes a sidebar with navigation options like 'Screening', 'Visit Date', 'Informed Consent', 'Demographics', 'Pregnancy Test', 'Vital Signs', 'Medical History', 'Physical Examination', 'X-Ray', and 'Local Lab Hematology'. The main content area displays a table of medical conditions and events.

Medical History, Log Lines

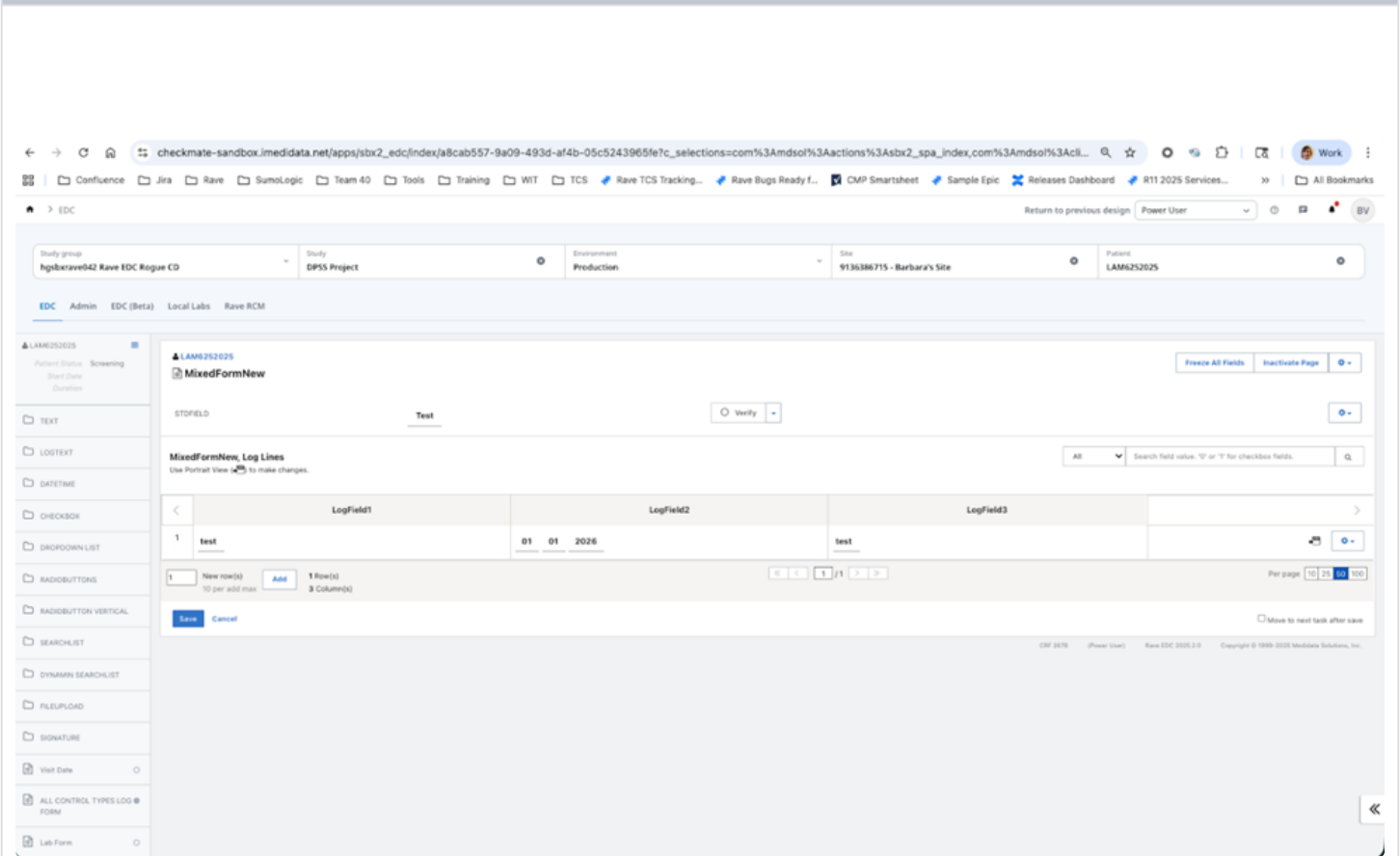
	Medical Condition or Event	Ongoing / Resolved	Onset Date	End Date	
1	qJvYpJXDEGUU	Resolved	31 May 2024	25 Feb 2024	
2	gHyRHRbtdFLEaZaQuZgXcFUMTHUG	Ongoing	22 May 2024	02 Jul 2024	
3	pKKqnfTJFGDmeXPsjHwkZxQhwpliuUwhqZZmp	Ongoing	10 Jul 2024	08 Mar 2024	
4	emmuPeyZoYyilgVqFDK	Resolved	01 Jul 2024	29 Apr 2024	
5	tbivfLsqpkPkmqWkkMoVHwqcusPtoEAP	Ongoing	19 Mar 2024	01 Apr 2024	
6	RlgKvxxQNN	Resolved	24 Feb 2024	17 Jul 2024	

Before



- Log Form Landscape and Portrait View

Before



- Mixed Form View

After Pre-Release May 2026 and Production June 2026

After

Study group: hgsbxrave042 Rave EDC Rogue CD | Study: Test All The Things | Environment: Development | Site: 2384236 - Glenn Hospital | Patient: 123

EDC (Beta) | Admin | EDC | Local Labs | Rave RCM

Search forms: [] + Event

13 | 1 | 5 | 8 | 7

Patient Summary Tab:
 - Updated with new look
 - Clear view of Patient ID and Status

123
 Status: Screening

Subject ID

Screening
 5 of 6 submitted

- Visit Date +2
- Informed Consent / Inclusion and Exclusion Criteria +2
- Demographics +2
- Medical History +2
- Physical Examination +2
- IIEF
- Randomization
 1 of 2 submitted

FORMS	PATIENT	SCREENING	RANDOMIZATION	VISIT 1	VISIT 2	VISIT 3	VISIT 4	VISIT 5	ADVERSE EVENT
Subject ID	🔒								
Visit Date		● +2	●	●	○	○	○	○	
Randomisation a...			○						
Informed Conse...		● +2							
Demographics		● +2							
Medical History		● +2							
Physical Examina...		🔒 +2							

- **Patient Overview/Summary View**

- Updated to show clear view of patient information, status, and open tasks

After

Patient Panel:

- Review patient details
- Share patient across sites
- Patient administration to edit/ update folders and forms
- Enable/ Disable to add events to patient

Patient panel ~ Quick access ~

- Patient details
- Patient share
- Patient administration
- Disable add events
- Sign patient

FORMS	PATIENT	SCREENING	RANDOMIZATION	VISIT 1	VISIT 2	VISIT 3	VISIT 4
Subject ID	🔒 🗑️						
Visit Date		● 🚩 +2	● 🗑️ 📄	● 🗑️ 📄	○	○	○
Randomisation a...			○				
Informed Conse...		● 🚩 +2					
Demographics		● 🚩 +2					
Medical History		● 🚩 +2					
Physical Examination		● 🚩 +2					
IIEF							
Randomization		🔒 🚩 +2					

• Patient Panel

Patient details

Form submission

Progress: 8 of 21 38%

Submitted 8 Partially 1 Unsubmitted 13

Details

Subject ID:
Please, manually enter
Subject ID
123

Close

FORMS	PATIENT	SCREENING	RANDOMIZATION	VISIT 1	VISIT 2	VISIT 3	VISIT 4
Subject ID	🔒 🗑️						
Visit Date		● 🚩 +2	● 🗑️ 📄	● 🗑️ 📄	○	○	○
Randomisation a...			○				
Informed Conse...		● 🚩 +2					
Demographics		● 🚩 +2					
Medical History		● 🚩 +2					
Physical Examination		● 🚩 +2					
Physical Examina...		🔒 🚩 +2					

• Patient Details

- Review patient details

After

- Form submission progress
- Important heading details, such as start date, date of birth, and sex or gender

The screenshot shows the Rave EDC interface for patient 1051-1008. The main view includes a patient summary on the left, a 'Forms' table in the center, and a 'Patient share' modal window on the right. The modal window displays the following information:

Patient share

Site ID: 64643
 Site name: CR West Coast PRIMARY SITE

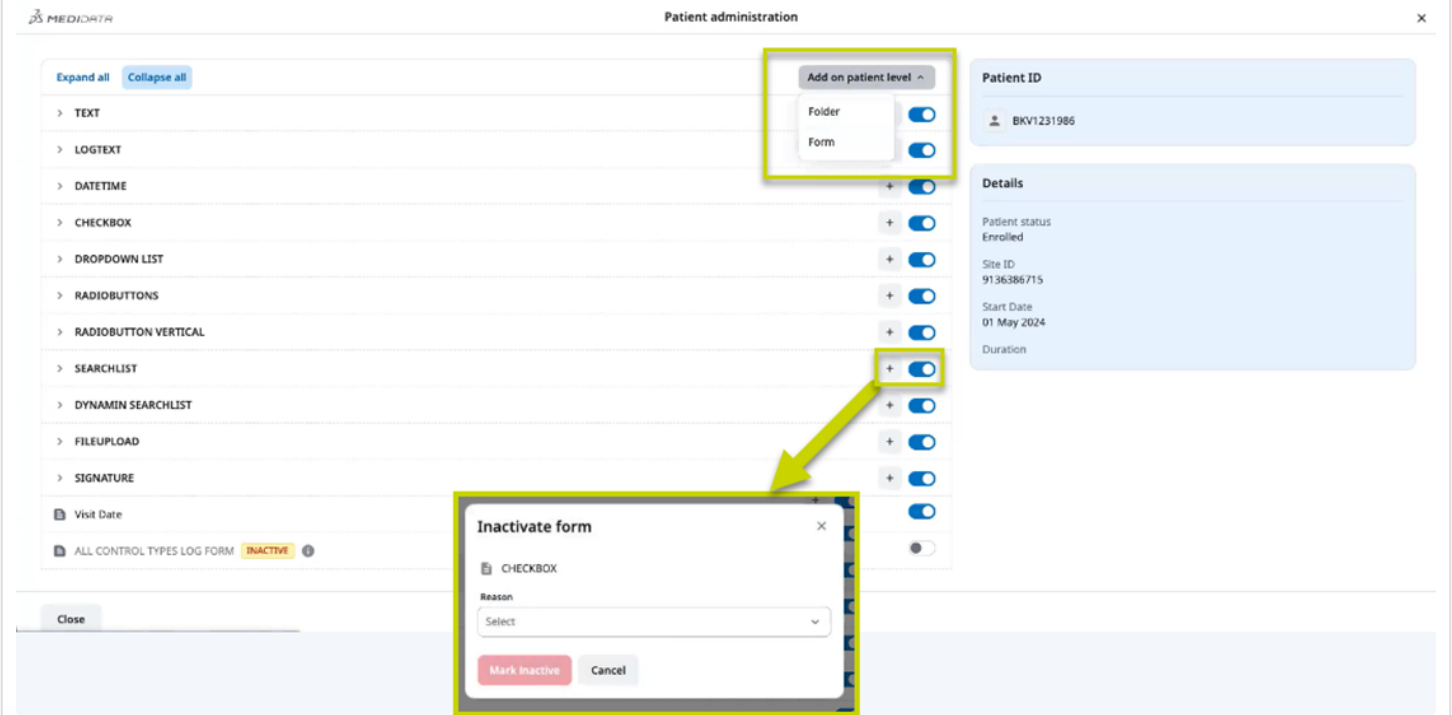
Sites 3 All Shared Not shared

<input type="checkbox"/>	SITE NUMBER ↓	SITE NAME	SHARE STATUS	SITE ADDRESS	INVESTIGATOR
<input type="checkbox"/>	546789	CR West	SHARED	456 Elm Street, Suite 3, Los Angeles, CA 90001, USA	Daryl McNeil
<input type="checkbox"/>	546789	CR West	NOT SHARED	456 Elm Street, Suite 3, Los Angeles, CA 90001, USA	Daryl McNeil
<input type="checkbox"/>	546789	CR West	NOT SHARED	456 Elm Street, Suite 3, Los Angeles, CA 90001, USA	Daryl McNeil

Rows per page: 50 | 1 / 200

- Patient Share
 - Share or unshare a patient between different sites

After



- Patient Administration

- Add folders or forms for patient within another folder or at the patient level

After

- Toggle to inactivate or reactivate form(s) and/or folder(s)

The screenshot displays the Rave EDC interface for a patient named 123. The top navigation bar includes fields for Study group (hgsbxrave042 Rave EDC Rogue CD), Study (Test All The Things), Environment (Development), Site (2384236 - Glenn Hospital), and Patient (123). Below this, there are tabs for EDC (Beta), Admin, EDC, Local Labs, and Rave RCM. The main content area is divided into a left sidebar for 'Patient summary' and a central 'Forms' table. The sidebar lists various data points like Subject ID, Screening (5 of 6 submitted), Visit Date, Informed Consent, Demographics, Medical History, Physical Examination, and IIEF. The 'Forms' table has columns for FORMS, PATIENT, SCREENING, RANDOMIZATION, and four VISIT columns. A yellow box highlights the '+ Event' button in the top left, and a yellow arrow points from it to a dropdown menu on the right. The dropdown menu contains options: Patient details, Patient share, Patient administration, Disable add events (highlighted with a yellow box), and Sign patient. The 'Forms' table shows various icons and '+2' indicators in the SCREENING and RANDOMIZATION columns for several rows.

- Enable Add Events

- Once enabled, users can add unscheduled events or specific matrices that are set up for study

After

The screenshot displays the Rave EDC interface for a patient named 123. The top navigation bar includes filters for Study group (hgbsxrave042 Rave EDC Rogue CD), Study (Test All The Things), Environment (Development), Site (2384236 - Glenn Hospital), and Patient (123). Below this, a search bar for forms is highlighted with a callout: "Search and/or filter forms with open tasks using search and/or icon filters". The left navigation pane shows a list of forms and folders, with a callout pointing to the open task icons: "View open tasks for each form with hover over for task detail". The main content area shows a table of forms with columns for various visits and an adverse event column. The table includes rows for Subject ID, Visit Date, Informed Consent, Demographics, Medical History, and Physical Examination, each with a red "+2" icon indicating open tasks.

FORMS	PATIENT	SCREENING	RANDOMIZATION	VISIT 1	VISIT 2	VISIT 3	VISIT 4	VISIT 5	ADVERSE EVENT
Subject ID	🔒								
Visit Date		🔴 +2	🔵 📄	🔵 📄	○	○	○	○	
Informed C...		🔴 +2							
Demograp...		🔴 +2							
Medical History		🔴 +2							
Physical Examina...		🔴 +2							

- **Patient Overview/Summary Left Navigation**

- **View patient forms and folders**
- **Patient Summary and primary form (as configured for the study) will be pinned to the top left navigation**
- **View open tasks for each form/folder using the icons (hover over icon to see task name detail)**
- **Search and/or filter using the search bar or the icon filter(s) for the various open tasks (easy click on icons to filter on/off)**

After

Study group: hgsbxrave042 Rave EDC Rogue CD | Study: Test All The Things | Environment: Development | Site: 2384236 - Glenn Hospital | Patient: 26

EDC (Beta) | Admin | EDC | Local Labs | Rave RCM

Search forms | + Event | 26 | Status: Screening

Vital Signs
Screening
REQUIRES VERIFICATION | REQUIRES SIGNATURE

Date Vitals Taken:	01 Jan 2026
Height:	60 in
Weight:	180 lbs
Blood Pressure	
Systolic Blood Pressure:	115
Diastolic Blood Pressure:	70
Pulse:	60 beats/minute
Temperature:	98.6 F

Quick access ▾

- Audit history
- Verify form
- Review Group 1
- Data Management
- Review group 4
- レビューグループ
- Review Group 7
- Review Group 8
- Review Group 9
- Review Group 10
- Entry lock form
- Data lock form
- Inactivate form

- **Standard Form View**

- **Take action using kabob menu on the form or field level**

After

Study group: hgsbxrave042 Rave EDC Rogue CD | Study: Test All The Things | Environment: Development | Site: 2384236 - Glenn Hospital | Patient: 26

EDC (Beta) | Admin | EDC | Local Labs | Rave RCM

Search forms | + Event | 26 | Status: Screening | Quick access

41 | 1 | 3 | 3

Visit 1: 0 of 6 submitted
Visit 2: 0 of 6 submitted
Visit 3: 0 of 6 submitted
Visit 4: 0 of 6 submitted
Visit 5: 0 of 6 submitted
Adverse Events: 0 of 1 submitted
Concomitant Medications: 1 of 1 submitted

Concomitant Medications | Edit | Entry lock form

Log Records: 5 | All | Search | Columns

#	TASKS	MEDICATION NAME	DOSE AND UNITS	ROUTE	FREQUENCY	REASON
1	8					
2	8					
3	8					
4	8					
5	8					

Columns configuration dialog box:

- Left fixed columns: 1
- Columns: 8
- Log Number
- Long Text
- Radio Button
- Radio Variable
- Drop Down Header
- DateTime
- Checkbox
- Searchable

- **Log Record Form (Landscape) View**
 - Shows the record number/position
 - Entry status of that log record
 - Number of data points that have open tasks

After

- Column filters to pin, move, or hide columns. (Note: Column filters do not persist and will reset to default once clicks out of log record)

The screenshot shows the 'Concomitant Medications' form for Patient ID: 26. At the top left, there is a navigation bar with '# 1' and arrows. Below it, a blue box contains the text 'REQUIRES SIGNATURE'. A yellow callout box with an arrow pointing to this box contains the text: 'Easy navigation to show open tasks and navigate to other log records in portrait view'. The form fields include: Medication Name (text input), Dose and Units (text input), Route (dropdown), Frequency (dropdown), Reason for use (text input), Start Date (calendar input), and Discontinued? (radio buttons). Each field has an 'Entry Error' dropdown and a blue icon with a checkmark and a vertical ellipsis. At the bottom left, there are 'Save' and 'Cancel' buttons.

- Expand to Portrait View
 - Top navigation indicating open tasks for data points
 - Easy navigation to each log line in portrait view
 - Open tasks icons indicated at data points

After

The screenshot shows the 'Mixed Form View' for a 'Physical Examination' form. The form includes a 'Date of Examination' field and a 'Log Records' table. The 'Log Records' table has the following data:

#	TASKS	BODY SYSTEM	OVERALL ASSESSMENT	DESCRIPTION OF ABNORMAL FINDINGS
1	3	Autoimmune	Normal	NA
2	3	Cardiovascular	Not Done	NA
3	3	Dermatological	Abnormal	Need to follow up with derm.
4	3	Ears / Nose / Throat	Abnormal	Need to follow up with ENT.

Mixed Form View

- Form view that has both standard fields and log records

Who is Impacted?

Everyone. June 2026 all EDC updates will be part of a batch rollout to the Production Version of Rave EDC. Contact your Medidata Account Team for more information.

FAQ?

- When enabling the new UI to production, do we have a “switch back to old design” option?
 - No, the old design will no longer be available after the June production launch
 - This will be part of a batch rollout to the Production Version of Rave EDC. Contact your Medidata Account Team for more information.
- Who can I contact for product support?
 - Issues should be reported directly to help desk.